


Dinosaur Pre-K Pack



Thanks for downloading our Dinosaur Pre-K Pack!
We hope your kids enjoy it!

Included in this Pre-K Pack is:

Prewriting Practice Sheets - Cutting Practice - Which one is different?
Finish the Pattern Sheet - Size Sequencing Sheet - Dinosaur Strip Puzzle
4-piece Puzzles - Sorting Practice - Counting Practice Cards
Color the Dinosaur - 2-Part Vocabulary Cards
Shadow Matching - Letter Dd Identification - Dinosaur Matching
Dinosaur Parts - Dinosaur Magnet Sheet - Letter Dd Sorting Page

Thanks to www.mygrafico.com and:
ReviDevi for the Retro Dinosaurs Clipart
Sandy Ford Design for the Dinosaur Clipart
and to <http://www.foodclipart.com>!



This is for personal use in your home or classroom. Please do not sell or host these files on your website.

Thanks! Pam



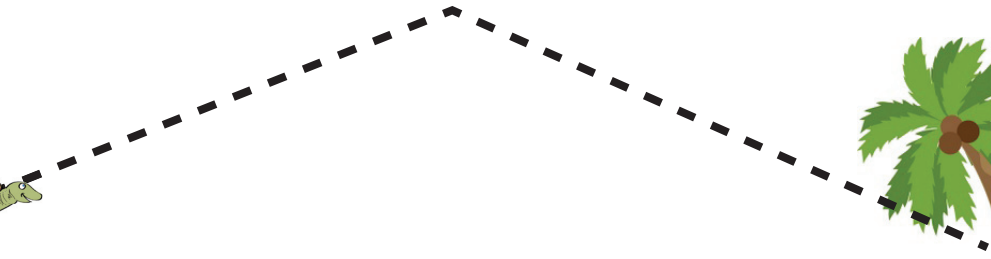



www.OverTheBigMoon.com







Prewriting Practice




Prewriting Practice






Cutting Practice





Which One is Different?





Which One is Different?








Which One is Different?



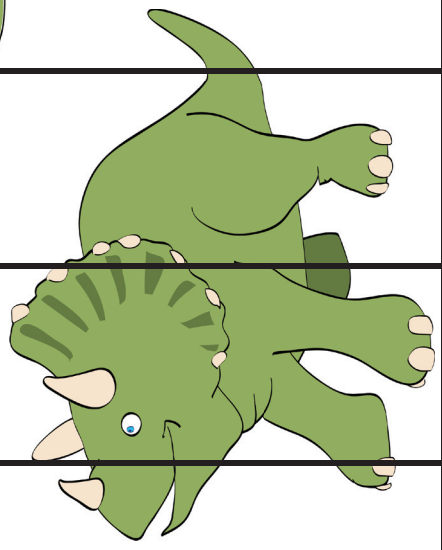

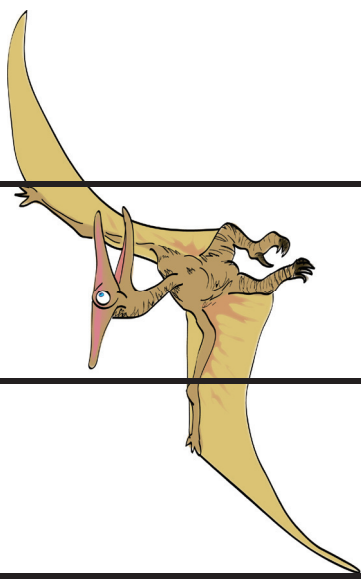
What Comes Next?



Size Sequencing



Dad is for dinosaurs



1

2

3

4

5


6

7


8

9


10



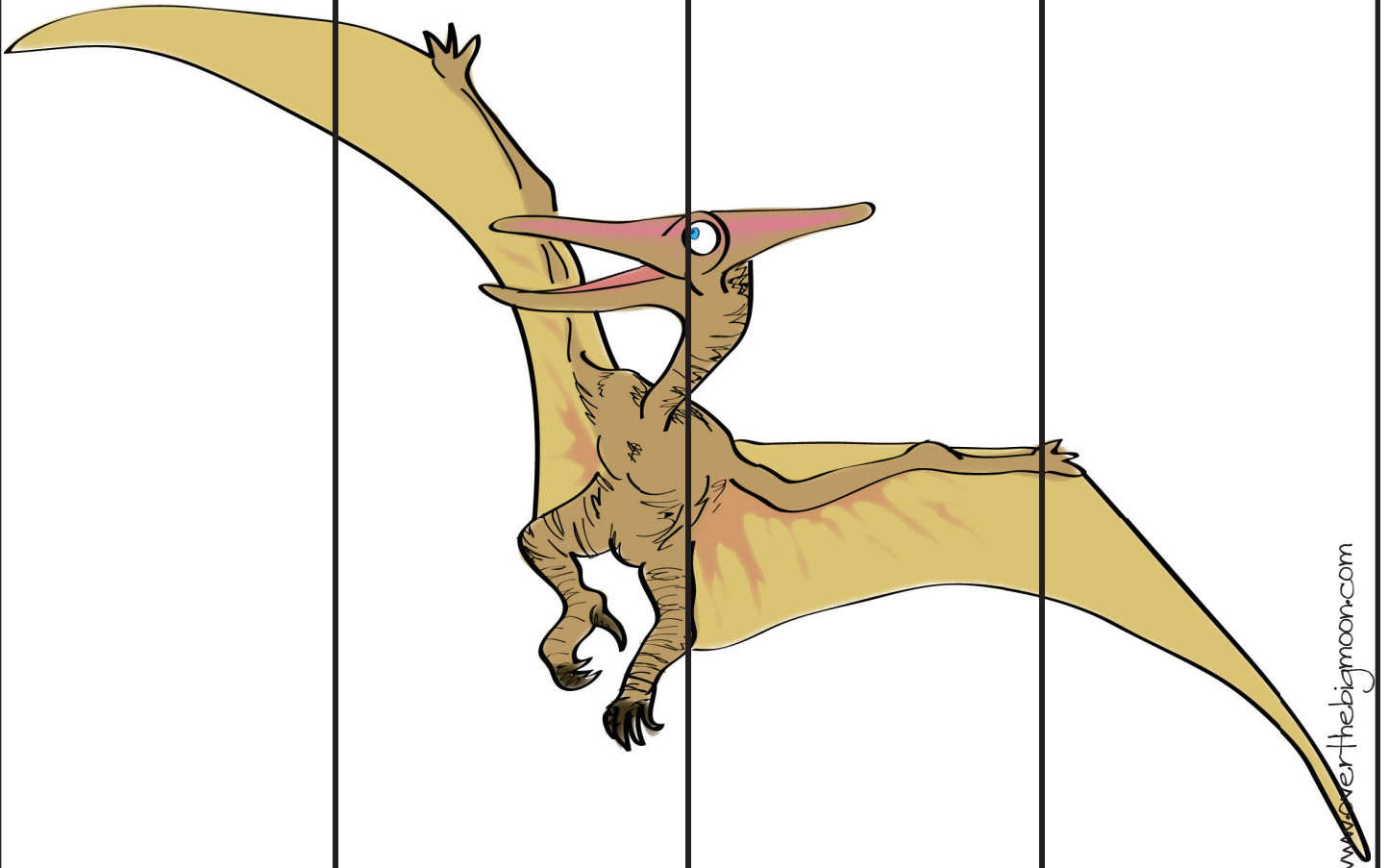
www.overthemoon.com



www.overthemoon.com



www.overthemoon.com




www.overthemoon.com

Sorting


Dinosaurs

Food







1 7 3





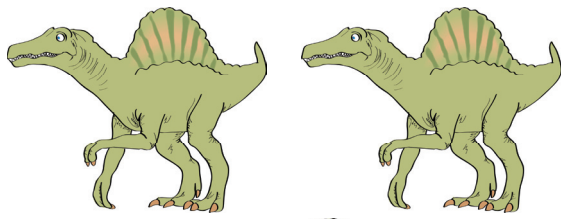
4 6 2



8 3 2






4 7 3






5 4 8



8 9 6






5 7 3



3 9 8



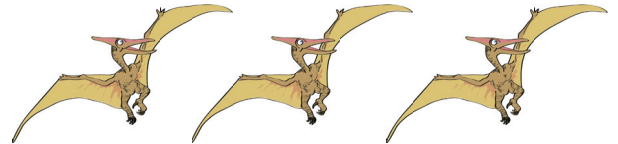
9 8 4



10 7 11



10 11 8



12 10 9

Color the Dinosaur!

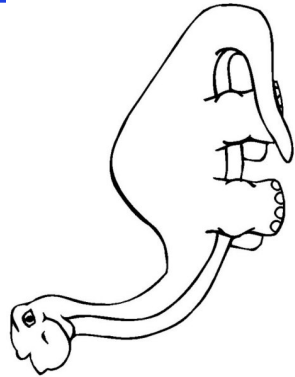
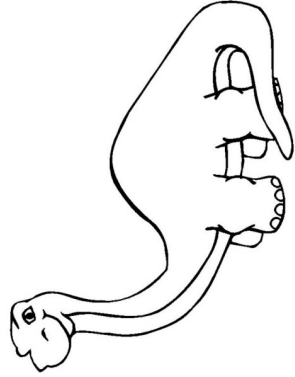
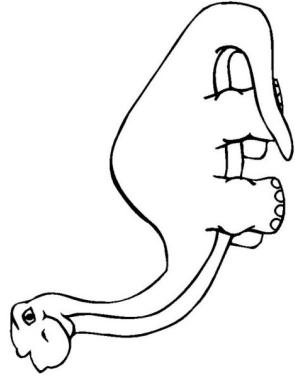
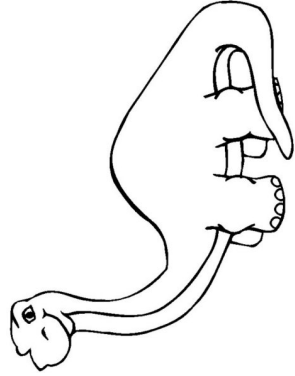
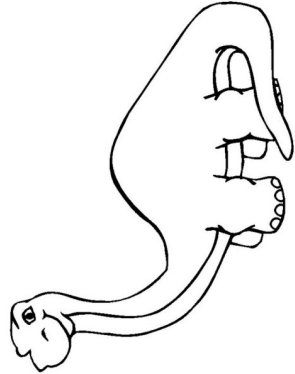
RED

ORANGE

YELLOW

BLUE

GREEN



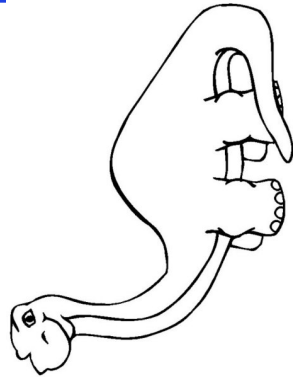
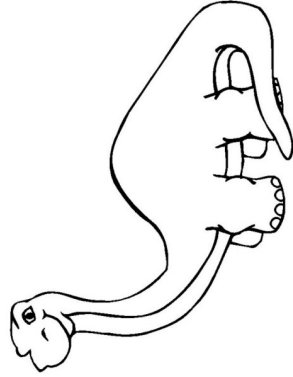
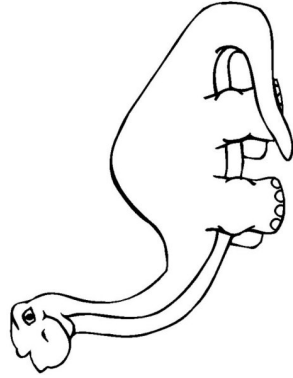
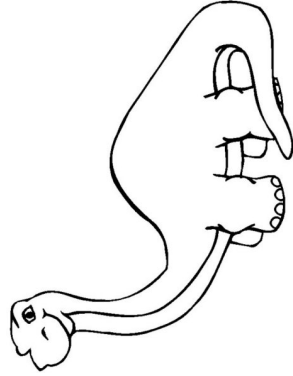
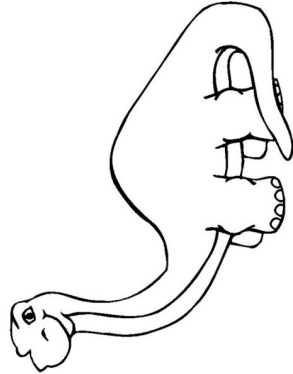
GRAY


PURPLE

BROWN

BLACK

PINK






Aptosaurus




Oviraptor



Parasaurolophus



Pterodactyl



Aptosaurus



Oviraptor




www.overthemoon.com


Parasaurolophus




Pterodactyl




Spinosaurus




Stegosaurus




T-Rex




Triceratops



Spinosaurus



Stegosaurus




www.overthemoon.com

T-Rex



Triceratops

Shadow Matching



Letter Identification

Identify ALL the uppercase and lowercase Letter Dd.

A e d F p D

D d r d w

j g B D R D

d Q D d P o



T D S

d Z D




D d s

y

Dinosaur Matching




For younger kids: Keep one page of pieces in tact and cut one page into pieces. Ask the younger children to place the individual pieces on top of its matching piece that is on the full page.

For older kids: Cut up both sheets into individual pieces and use them to play a traditional matching game.



Dinosaur Matching

Page 2




Dinosaur Parts

Have your child learn some of the different parts of Dinosaurs!



Claws



Tail




Crest



Horns




Teeth



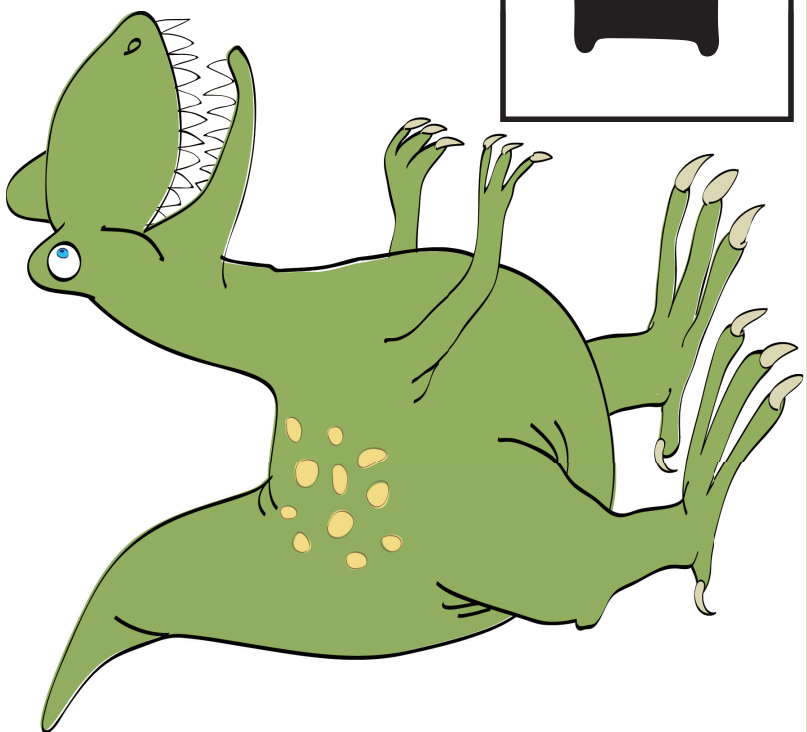
Wing



is for
Dinosaur



d



D

D	d
D	d
D	d
D	d

D	d
D	d
D	d
D	d

D	d
D	d
D	d
D	d

Dinosaur Sorting

Uppercase and Lowercase Letter Dd