

# Princess Pre-K Pack



Thanks for downloading our Princess Pre-K Pack!  
We hope your kids enjoy it!

## Included in this Pre-K Pack is:

Prewriting Practice Sheets - Cutting Practice - Which one is different?  
Finish the Pattern Sheet - Size Sequencing Sheet - Princess Strip Puzzle  
4-piece Puzzles - Sorting Practice - Counting Practice Cards  
Color the Castle - 2-Part Vocabulary Cards  
Shadow Matching - Letter Pp Identification - Princess Matching  
Princess Magnet Sheet - Letter Pp Sorting Page

Thanks to [www.mygrafico.com](http://www.mygrafico.com) and:  
Cherry Clipart for the Fairy Tale Princess (and 2) Clipart  
Revi Devi from the Pink Princess Clipart  
and the Digital Bakeshop for the Fairy Tale Princess Clipart

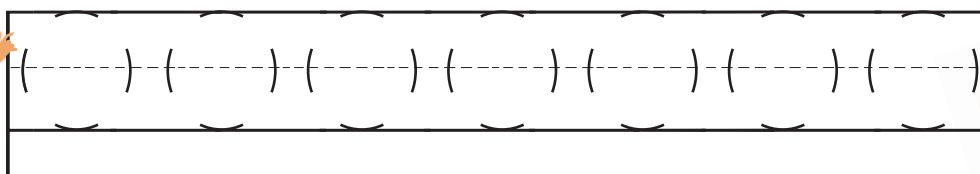

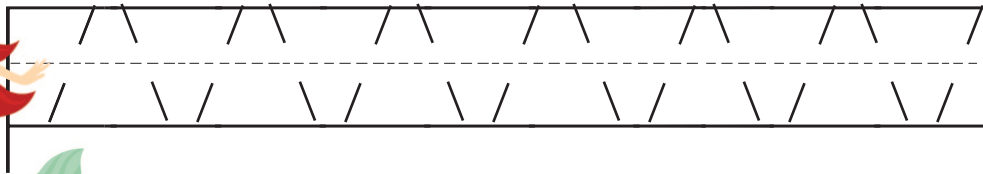

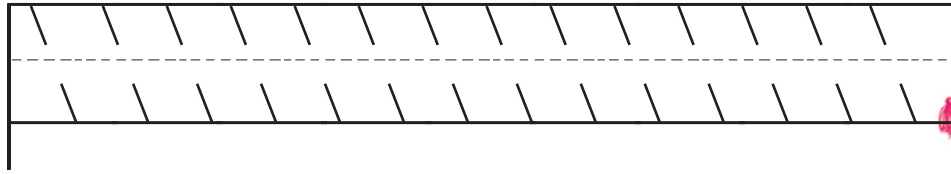

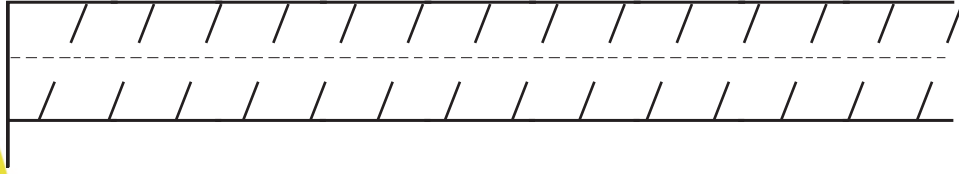
This is for personal use in your home or classroom. Please do not sell or host these files on your website.

Thanks! Pam




[www.OverTheBigMoon.com](http://www.OverTheBigMoon.com)




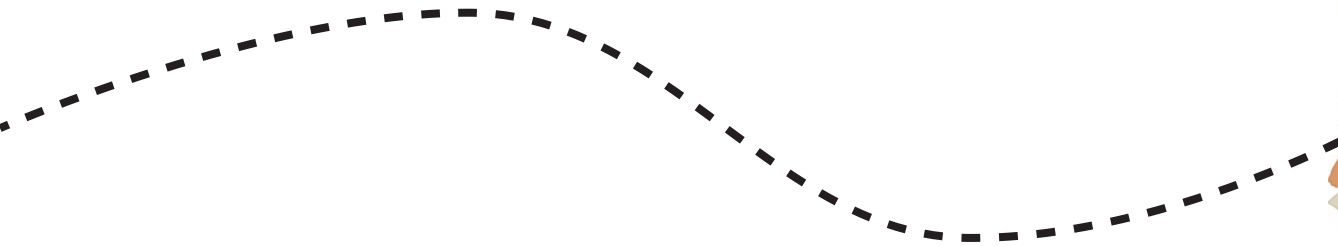
# Prewriting Practice



# Prewriting Practice





# Cutting Practice










# Which One is Different?



# Which One is Different?



# What Comes Next?




# Size Sequencing







P is for  
Princess




1 2



3 4




5 6




7 8

9

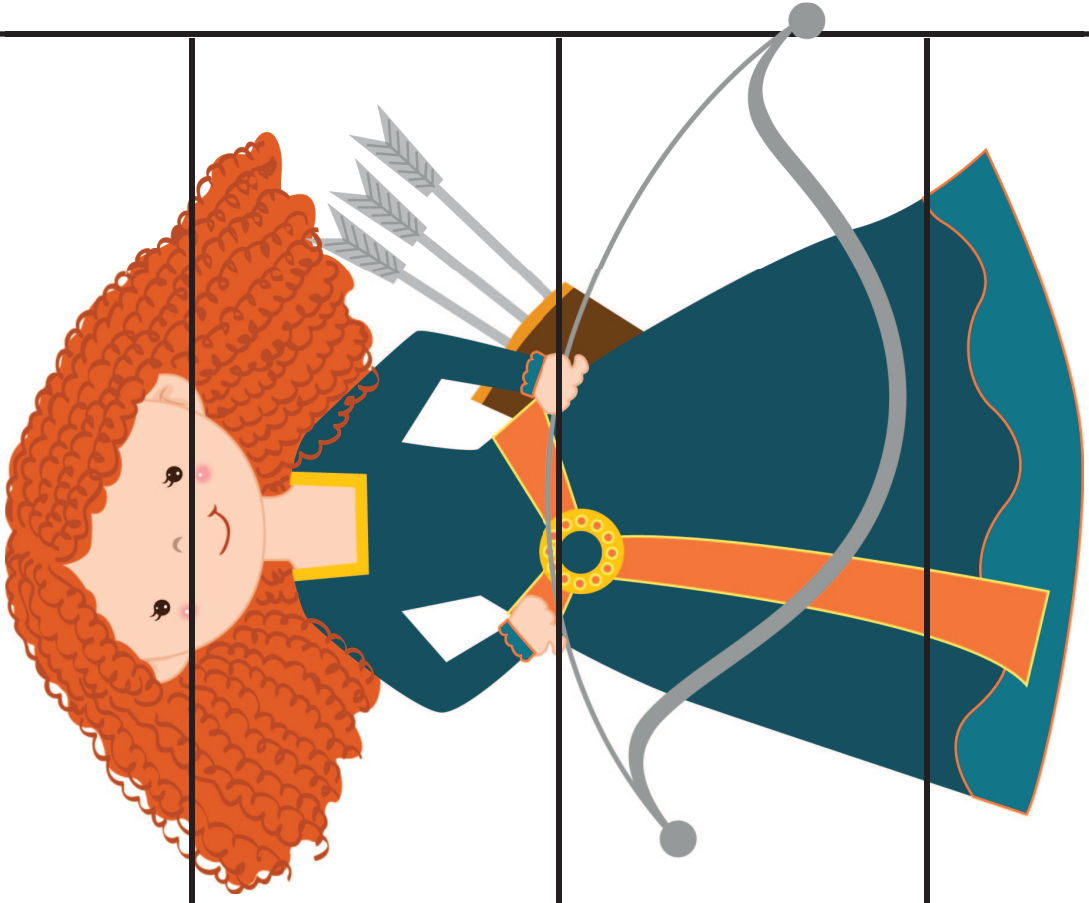
10




www.overthemoon.com



www.overthemoon.com



[www.overthemoon.com](http://www.overthemoon.com)




[www.overthemoon.com](http://www.overthemoon.com)

# Sorting

Princesses

Princess Items









1 7 3




4 6 2



8 3 2



4 7 3





5 4 8




8 9 6



5 7 3



3 9 8



9 8 4



10 7 11



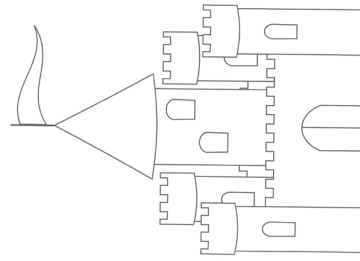
10 11 8



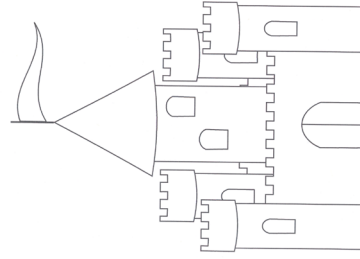
12 10 9

# Color the Castle!

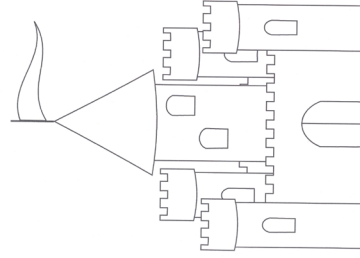
**RED**



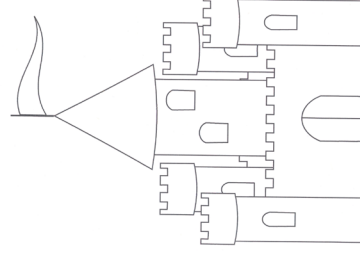
**ORANGE**



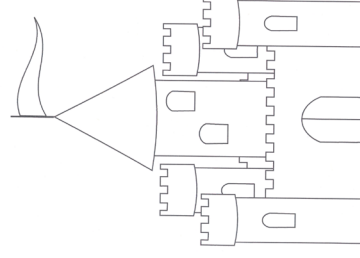
**YELLOW**



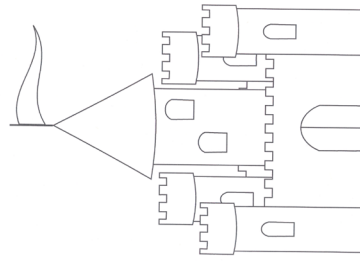
**BLUE**



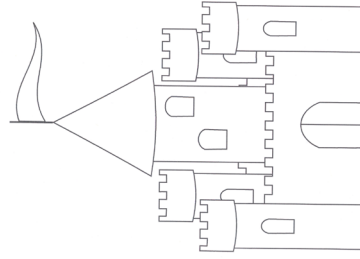
**GREEN**



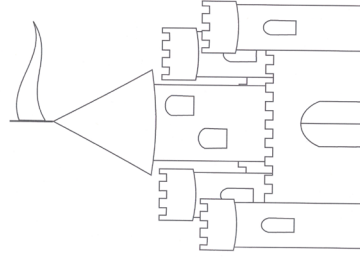
**GRAY**



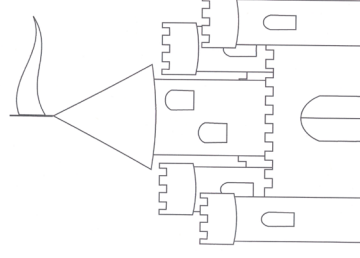
**PURPLE**



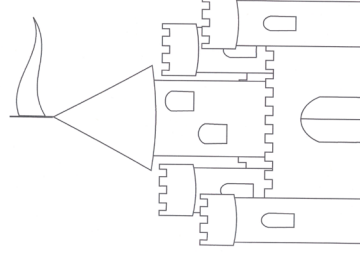
**BROWN**



**BLACK**



**PINK**







**Snow White**



**Ariel**



**Belle**



**Jasmine**



**Snow White**



**Ariel**



**Belle**



**Jasmine**



**Cinderella**



**Merida**



**Rapunzel**



**Pocahontas**



**Cinderella**



**Merida**





**Rapunzel**



**Pocahontas**

# Shadow Matching



# Letter Identification

Identify ALL the uppercase and lowercase Letter Pp.

P e p F p D

f p r P w

j p B p R P

p Q P p P o

l e T v P

P a p z p


P y p s



# Princess Matching




For younger kids: Keep one page of pieces in tact and cut one page into pieces. Ask the younger children to place the individual pieces on top of its matching piece that is on the full page.

For older kids: Cut up both sheets into individual pieces and use them to play a traditional matching game.



# Princess Matching

Page 2








P

P



P	P
P	P
P	P
P	P

P	P
P	P
P	P
P	P

P	P
P	P
P	P
P	P

Princess Sorting

Uppercase and Lowercase Letter Pp