


# CAMPING PRE-K PACK



Thanks for downloading our Camping Pre-K Pack!  
We hope your kids enjoy it!

## Included in this Pre-K Pack is:

Prewriting Practice Sheets - Cutting Practice - Which one is different?  
Finish the Pattern Sheet - Size Sequencing Sheet - Camping Strip Puzzle  
4-piece Puzzles - Sorting Practice - Counting Practice Cards  
Color the Campfire- 2-Part Vocabulary Cards  
Letter Cc Identification - Camping Matching  
Letter Cc Sorting Page

Thanks to [www.mygrafico.com](http://www.mygrafico.com) and  
My Digital Bakeshop for the Camping Clipart  
SoarSense for the Camping Clipart

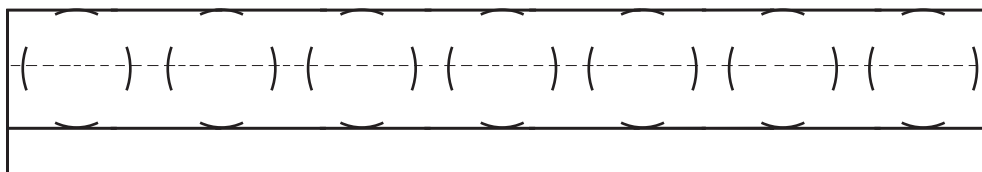
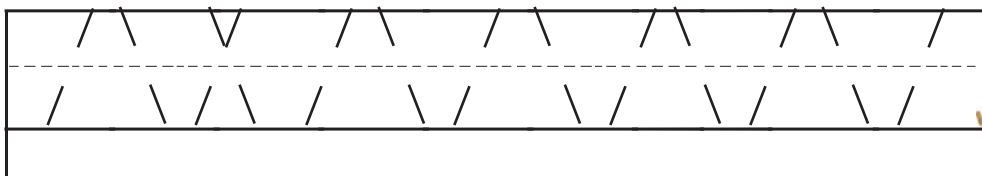

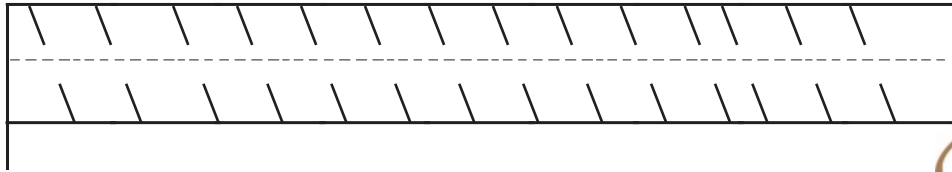
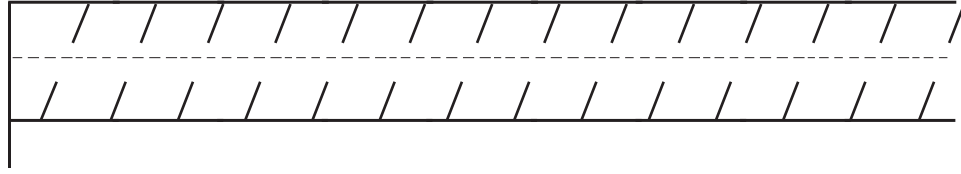
This is for personal use in your home or classroom. Please do not sell or  
host these files on your website.

Thanks! Pam

[www.OverTheBigMoon.com](http://www.OverTheBigMoon.com)




# Prewriting Practice




# Prewriting Practice





# Cutting Practice





# Which One is Different?



# Which One is Different?




# What Comes Next?



# Size Sequencing







1

2

3

4

5

6

7

8

9


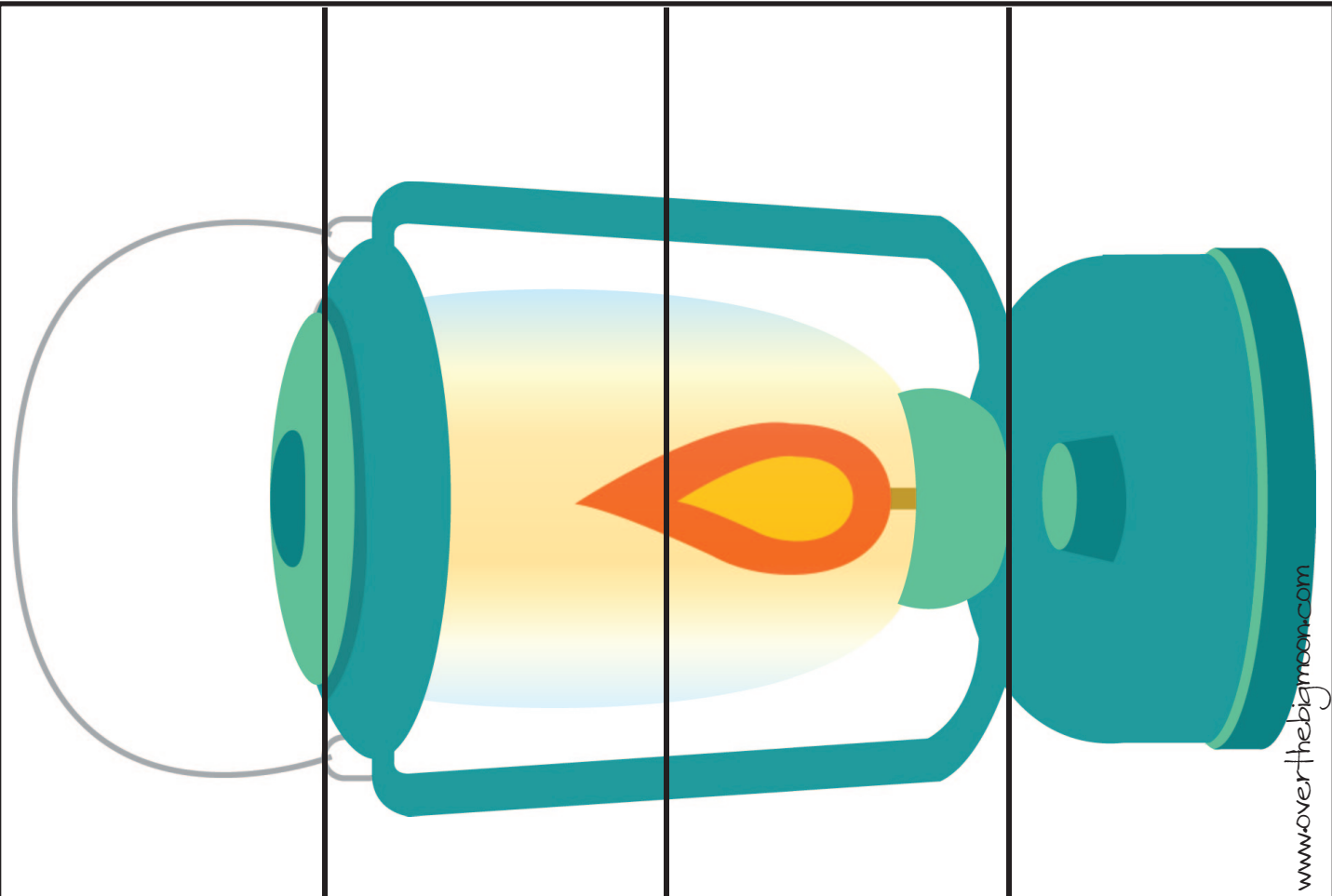
10



[www.overthemoon.com](http://www.overthemoon.com)



[www.overthemoon.com](http://www.overthemoon.com)




# Sorting


Camping Supplies

Woodland Animals







1 7 3



4 6 2



8 3 2




4 7 3





5 4 8



8 9 6




5 7 3




3 9 8







9 8 4



10 7 11




10 11 8




12 10 9

# Color the Camp Fire!


**RED**




**ORANGE**




**YELLOW**




**BLUE**



**GREEN**




**GRAY**




**PURPLE**



**BROWN**



**BLACK**




**PINK**







**Tent**



**Sleeping Bag**




**Fire**



**Flashlight**



**Tent**




**Sleeping Bag**



**Fire**




**Flashlight**



**S'more**




**Camp Chair**



**Compass**




**Lantern**



**S'more**



**Camp Chair**




**Compass**





**Lantern**

# Shadow Matching





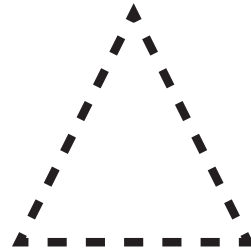
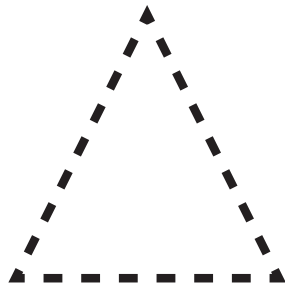
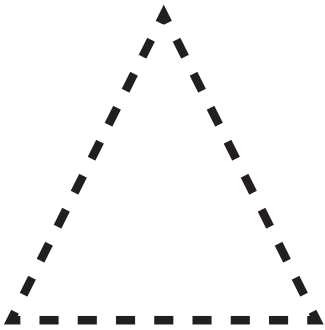
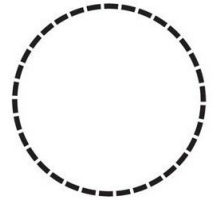
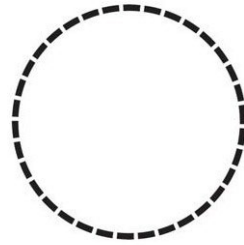
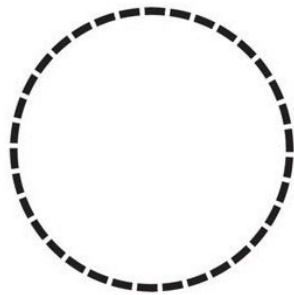
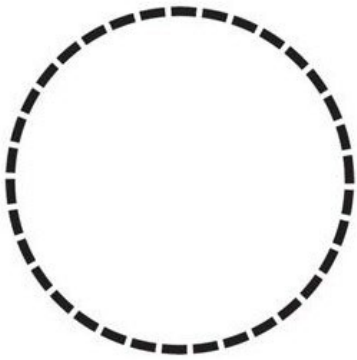


# Shape Recongnition

Connect the matching shapes by a line!



# Shape Tracing





# LETTER IDENTIFICATION

Identify all the uppercase and lowercase letter Cc!

C e d F C D  
c d r C w  
j g C L R B  
c b D c P o  
c T c T y C  
i C e d c x  
C y c s





C IS FOR CAMPING



# Camping Matching



For younger kids: Keep one page of pieces in tact and cut one page into pieces. Ask the younger children to place the individual pieces on top of its matching piece that is on the full page.

For older kids: Cut up both sheets into individual pieces and use them to play a traditional matching game.






# Camping Matching

Page 2







Camping Sorting  
Uppercase & Lowercase Cc